


BERGEN ENGINES

Kongsberg Maritime is the exclusive distributor of Bergen Engines medium speed engines for commercial marine applications.



KONGSBERG



DIESEL ENGINES

Bergen C25:33L - generating set

FEATURES

- World leading fast load response
- Extremely stable frequency
- Super silent resilient mounting
- Bergen C25:33L certified to meet IMO Tier II requirements (except Bergen C25:33L on 720/750 rpm)
- Competitive fuel- and lubricating oil consumption
- No leakage of fuel to lubricating oil system
- Possibility of single bearing alternator
- High power to weight ratio
- Power pack unit
- Proven low life cycle cost
- Service friendly
- 24/7 support

Choose Bergen Engines for cost-effective operation.

Bergen engines have been in operation for more than seventy years and produced four stroke medium speed engines for marine propulsion, marine generating set and power generation to customers world wide. The engines are designed to meet the toughest operational environment within the marine industry.

TECHNICAL DATA FOR BERGEN C-ENGINE AT 900 AND 1000 RPM

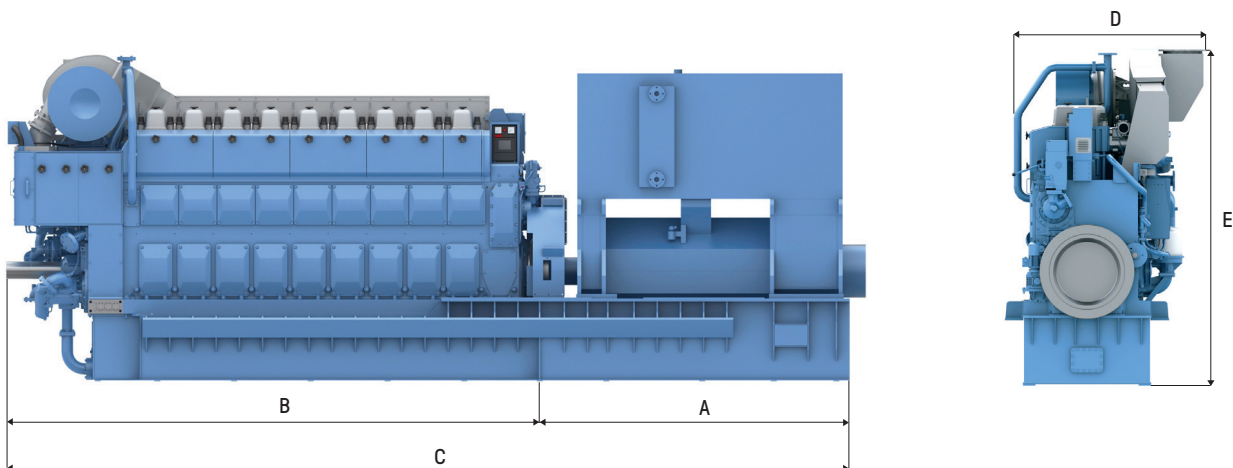
ENGINE TYPE		C25:33L6A	C25:33L8A	C25:33L9A
Number of cylinders		6	8	9
Engine speed	RPM	900/1000	900/1000	900/1000
Mean piston speed	m/sec.	10/11	10/11	10/11
Max.cont rating (MCR)	kW	1920/2000	2560/2665	2880/3000
Max.cont rating altern, (h=0.96)	kW	1843/1920	2457/2558	2764
Max.cont rating altern, (Cosf=0.8)	kVA	2304/2400	3071/3197	3455
Mean effective pressure (BMEP)	bar	26.4/24.7	26.4/24.7	26.4/24.7
Specific energy consumption	g/kWh	182/185	182/185	182/185
Specific lubricating oil consumption	g/kWh	0.7	0.7	0.7
Cooling water temp. engine outlet	°C	90	90	90

Engine ratings are according to ISO 3046/1. The above figures are based on conditions of 0-45°C ambient air temperature and max. 32°C seawater temperature. Specific fuel oil consumption is based on MDO with a net calorific value of 42.7 MJ/kg and no engine driven pumps. If engine driven pumps, add 0,5% for each pump.

Heavy fuel operation: The engines are designed for operations on Heavy fuel with viscosity up to 700 cSt at 50°C ISO 8217 RMH77. Ratings will be specified subject to type of application.

Waste heat recovery: Necessary data for arranging waste heat recovery plants (exhaust gas and cooling water) are available upon request.

Note: Due to continuous development, some data may be changed without notice.



Principal dimensions

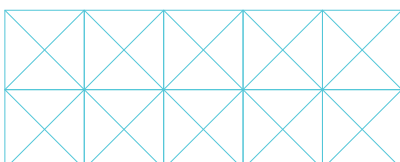
Cylinder dia. 250 mm. Piston stroke 330 mm. All dimensions in mm.

ENGINE TYPE	A	B	C	D	E	ENGINE**	ALTERNATOR	TOTAL
C25:33L6A	2799	4176	6975	1898	3195	21500 kg	9985 kg	31485 kg
C25:33L8A	2999	4936	7935	1898	3195	27800 kg	12200 kg	40000 kg
C25:33L9A	2999	5316	8315	1992	3230	31000 kg	12200 kg	43200 kg

Dimensions given apply for resiliently mounted engines. Choice of alternator may effect the given dimensions and weights.

Engine** = weight engine and foundation.

Weight dry engine.



Kongsberg Maritime
P.O.Box 483, NO-3601
Kongsberg, Norway

Switchboard: +47 815 73 700
Global support 24/7: +47 33 03 24 07
E-mail sales: km.sales@km.kongsberg.com
E-mail support: km.support@km.kongsberg.com